

Thank you for purchasing the BIOS Diagnostics™ Digital Flex Tip Thermometer. To correctly utilize all the advantages of this product, please familiarize yourself with these operating instructions before using the thermometer for the first time. Keep the instructions in a safe place for future reference.

SAFETY INFORMATION:

- High, prolonged fever requires medical attention, especially for young children. Please contact your physician should this occur.
- This thermometer contains small pieces that can pose a choking hazard. **Do not** allow children to take their own temperatures unattended.
- Keep battery away from children, harmful if swallowed.
- **Do not** open the thermometer except to replace the battery.
- To avoid damage to the probe, do not bend beyond a 45° angle.
- Use of a probe cover may result in a 0.1°C (0.2°F) discrepancy from actual temperature.
- **Do not** boil probe to disinfect.
- **Do not** store in direct sunlight or in areas of extreme heat.

HOW TO TAKE A TEMPERATURE:

1. Select Oral, Axillary (Underarm) or Rectal as your measurement site based on each individual. Clean thermometer with soap and water prior to use.
2. Push the operating button located beside the display window. The thermometer will beep and the display will read: **88.8**. This is a function check indicating that the unit is working properly. Should there be a reading in the memory it will then appear. Immediately after 37.0°C / 98.6°F will appear, then “**LD**” with the °C / °F flashing and the “M” gone. This will indicate that the thermometer is ready for use.

IMPORTANT: “**LD**” does not refer to the battery level.

3. While taking a temperature, the °C / °F symbol flashes as long as the temperature increases.
4. A beep will sound for 10 seconds indicating that the peak temperature has been reached. The visual temperature reference will indicate if the reading is normal (green), elevated (yellow), or fever (red) with an arrow pointing to the colour bar located on the left side of the LCD. If the temperature is 37.8°C / 100°F or higher, rapid beeps will sound indicating a fever.
NOTE: The LCD will display “**LD**” if the measurement taken is below 32.0°C / 90°F. It will display “**Hi**” if the measurement is above 42.9°C / 109.9°F.
5. To prolong the life of the battery, turn the thermometer off after each use by pressing the operating button briefly, otherwise the unit will turn off automatically in approximately 10 minutes.
6. To switch the thermometer from °C to °F, press and hold the operating button for 4 seconds when the thermometer is off. The thermometer will turn on and either °C or °F will be displayed.

ORAL USE:

- **Do not** drink hot or cold fluids, exercise, smoke or perform other activities prior to a measurement. These actions will raise or lower temperature readings when compared to your normal, average temperature. The mouth should remain closed for up to 5 minutes before attempting a reading.
- Place the probe tip well under the tongue and wait until a beep is heard. Instruct children not to bite down on the probe.

AXILLARY (UNDERARM) USE:

- Wipe underarm with a dry towel.
- Place the probe tip in the hollow of the armpit and bring arm down against the body and wait until a beep is heard.

RECTAL USE:

- Commonly used for babies, young children or when it is difficult to take an oral or axillary (underarm) temperature.
- Lubricate the thermometer with a water-soluble personal lubricant or petroleum jelly.
- Gently insert the probe tip no more than ½ inch / 1.3 cm into the rectum, and wait until a beep is heard.

Do not force the tip into the rectum if resistance is encountered.

WHAT IS “NORMAL” BODY TEMPERATURE?

“Normal” body temperature varies from person to person and changes according to time of day and body location. The following table shows the temperature ranges:

	Fever Temperature	Temperature Ranges
Rectal*	Over 38°C / 100.4°F	36.6°C – 38°C / 97.8°F – 100.4°F
Oral (mouth)*	Over 37.5°C / 99.5°F	35.5°C – 37.5°C / 95.9°F – 99.5°F
Axillary (underarm)*	Over 37.2°C / 99°F	36.5°C – 37.2°C / 97.7°F – 99°F

*Fever definitions according to the Canadian Paediatric Society

IMPORTANT: It is recommended to measure the body temperature when healthy to establish the specific “normal” temperature.

MEMORY RECALL:

This thermometer has a memory which recalls the last temperature taken. To obtain this information, with the thermometer off, press the operating button. The screen displays **88.8** then the last measurement, which will be deleted after the next temperature is taken.

CLEANING AND DISINFECTING:

Before and after each use, clean the thermometer with warm soapy water and a soft cloth. Disinfect using a cotton ball moistened with alcohol. Never immerse in hot water or in harsh cleaning solutions.

CHANGING THE BATTERY:

When the “**B**” appears on the display, the battery is exhausted and needs replacing. Remove the battery compartment lid located at the top of the thermometer and discard the old battery (See Figure 1). Insert a new equivalent battery (LR41, 1.5V). Ensure the battery is correctly positioned with the “+” facing down and towards the back of the unit. Replace battery compartment lid.

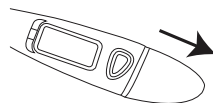




Figure 1

SPECIFICATIONS:

Temperature Range:	32°C to 42.9°C (90°F to 109.9°F)
Accuracy:	±0.1°C, 35.5°C to 42°C (±0.2°F, 95.9°F to 107.6°F)
	±0.2°C under 35.5°C or over 42.0°C (±0.4°F under 95.9°F or over 107.6°F) at ambient temperature of 18°C to 28°C (64.4°F to 82.4°F)
Visual Temperature Reference:	No Indication: <35.8°C (<96.4°F) Green: 35.8°C to <37.2°C (96.4°F to <99°F) Yellow: 37.2°C to 37.8°C (99°F to 100°F) Red: >37.8°C (>100°F)
Operating Environment:	Temperature: 5°C to 40°C (41°F to 104°F) Relative humidity: 15% to 95%
Storage and Transportation Condition:	Temperature: -20°C to 55°C (-4°F to 131°F) Relative humidity: 15% to 95%
Battery Type:	1 x 1.5V battery type LR41
Battery Life:	Approx. 200 hours

 Read the instruction manual carefully before using this device, especially the safety instructions, and keep the instruction manual for future use.

 Type BF Applied part

 Batteries and electronic devices must be disposed of in accordance with the locally Applicable regulations, not with domestic waste.

IP22: Protected against solid foreign objects of 12.5 mm diameter and greater. Protected against vertically falling water drops when the device is tilted up to 15°.

LIMITED LIFETIME WARRANTY:

This BIOS Diagnostics™ Digital Thermometer has a limited lifetime warranty to be free of manufacturing defects for the life of the original owner. The warranty does not cover damage from misuse or tampering.

100% Satisfaction Guarantee

If at any time, you are not completely satisfied with the performance of this device, call our BIOS Medical Hotline and speak with a customer service representative, who will make arrangements to have the device repaired or replaced to your full satisfaction.

If you have questions regarding the operation of your thermometer call the **BIOS Medical Hotline: 1-866-536-2289**

Should repair be necessary, return the unit with all component pieces. Enclose proof of purchase and \$5.00 for return shipping and insurance. Ship the unit prepaid and insured (at owners option) to:

Repair Department
16975 Leslie Street
Newmarket, ON L3Y 9A1
www.biosmedical.com
Email: support@biosmedical.com

Please include your name, return address, phone number, and email address. BIOS Medical will repair or replace (at BIOS Medical option) free of charge any parts necessary to correct the defect in material or workmanship.

Please allow 10 days for repair and return shipping.

BIOS | Medical
MANUFACTURED BY / FABRIQUÉ PAR :
THERMOR LTD.
16975 LESLIE STREET
NEWMARKET, ON L3Y 9A1
MADE IN CHINA / FABRIQUÉ EN CHINE
WWW.BIOSMEDICAL.COM