



XO™ SEATING COLLECTION
6200 Series





Nightingale

Designed for comfort, built to last.





The Most Comfortable Chair in the World. Period.

The Nightingale CXO™ chair offers strong lumbar support, responsive ergonomic technology, plus the breathability and flexibility of the Ablex™ patterned mesh back.

Some of the best minds helped us combine proven ergonomic support with the latest state-of-the-art materials. The end result exceeded even our expectation of comfort.


Available in several models, all standard with proprietary, circulation improving, extreme comfort ENERSORB™ foam and a wide range of option combinations.



EXPERIENCING IS BELIEVING

Uniting human centered design with Nightingale's leadership in innovative technology and materials, the CXO™ became widely heralded as the most comfortable chair in the world.

The CXO™ takes ergonomic seating technology and functionality and comfort to the next plateau. Overall the CXO™ creates the perfect experience of comfort with its sleek lines and striking pose, Nightingale has generated a seating system you'll love to sit in as much as to look at.




Ablex™ Mesh

With Ablex™ mesh your back can breathe easy. Ablex™ allows air to pass through and keep you cool, while supplying superior comfort.



Enersorb™ Foam

At the core of the CXO's™ extreme comfort is Enersorb™ memory foam. Created using a proprietary silicone formula to stay cool and exponentially extend the foams strength and comfort. Enersorb™ is standard on the seat, lumbar and optional adjustable headrest.



4D Lumbar Thoracic Support

The contoured lumbar + thoracic support pad with Enersorb™ foam can be adjusted up and down and in and out for personalized support and comfort.

NG

G









FEATURES



6200D




1 ADJUSTABLE HEADREST

Optional headrest with ENERSORB™ foam adjusts up/down and pivots backwards with an innovative coat hook built into it's design. Headrest is field installable.



2 MESH BACK

CXO's™ mesh back with ABLEX™ patterned weave provides generous lumbar support while allowing dynamic movement. Air flows freely through this breathable mesh for added comfort in any environment.



3 THORACIC / LUMBAR SUPPORT

The contoured thoracic lumbar support pad with ENERSORB™ foam can be easily adjusted up and down and in and out for personalized support and comfort.



4 4D ARMRESTS

Spring-loaded ball bearing ratcheting system operates the armrests. Armrests-move up/down, in/out, complete with lockable swivel and forward/ backward arm pad adjustment.



5 ENERSORB™

The CXO's™ energy absorbing, ENERSORB™ seat, lumbar and headrest foam disperses applied pressure evenly to reduce pressure points.



6 WATERFALL SEAT

Waterfall seat design that gently slopes away from the legs minimizing pressure on the thighs, promoting good posture.



7 SEAT SLIDER

The CXO™ features an integrated seat slider for seat depth adjustment.



8 MECHANISM

Synchronous knee tilt mechanism with positive and back-lock release. Intuitive side tension control, multi position lock, pneumatic height adjustment and an integrated seat slider for depth adjustment.

TEXTILES

The CXO™ series can be upholstered using a wide range of our high quality stretch fabrics, vinyls or leathers in a range of colors and grades. To see them all rendered in real time visit Nightingale's My Chair Maker and make it your way:

www.nightingalechairs.com/en/my-chair-maker.



6200
Upholstered Seat & Black Mesh Back
STRETCH COLLECTION
BEEHAVE | BEE01 | Mustard



6200-CH-SM
Upholstered Seat, Silver Mesh Back
& Chrome Package.
STRETCH COLLECTION
MYSTIC | C2 | Gray

6200 Series



6200D-CH
STRETCH COLLECTION
MERIDIAN | MER007 | Cappuccino



6200D
STRETCH COLLECTION
MYSTIC | C3 | Burgundy



6200
Upholstered Seat & Black Mesh Back
STRETCH COLLECTION
MERIDIAN | MER002 | Monarch Blue



6200D-CH
STRETCH COLLECTION
BEEHAVE | BEE10 | Slate

800.363.8954

DESIGN

The concept was so simple it was revolutionary. Design and build a stunning task chair that provides the ultimate in seating comfort. From this concept the CXO™ was born.

From concept to comfort there's nothing quite like the CXO™. No matter what your position, executive, management or administrative the CXO™ makes for the ideal seating solution.



MODELS

CXO™ series has a wide array of models that can accommodate almost any application and still be the most comfortable task chair.



6200D

CXO

The Most Comfortable Chair in the World. Period.

The most comfortable chair in the world. This high performance ergonomic chair comes well appointed with standard features such as:

- Enersorb™ foam in the seat, lumbar and optional headrest
- 4D adjustable lumbar support
- 4D adjustable arms
- Ablex™ back mesh
- Synchronous knee-tilt mechanism, with multi-position lock
- Seat depth adjustment
- Pneumatic height adjustment



L6200D

CXO Leather

Ultimate Comfort, Ultimate Reward.

The CXO Leather™ has all the same extreme comfort features of the CXO™, but is wrapped in butter soft Italian made leather upholstery. Upholstered in either of Nightingale's Madras or Princess leather collections the CXO Leather™ combines comfort with class.



6200D-TI

CXOti Task Intensive

3 Shifts a Day.

The CXOti™ contains all the features of our award winning CXO™, but engineered for the rigors of 3 shifts a day, 24 hours a day, 7 days a week and 365 days a year. CXOti™ is Nightingale's ultimate workhorse that will meet the demands of non stop use. Designed for task intensive use with weight capacity up to 350lbs.



6200D-HD

CXOhd Heavy Duty

Up to 450lbs

Our CXOhd™ follows with near all the same features and styling of the CXO™, but reinforced in key locations to handle weights of up to 450lbs. CXOhd™ provides the user with a great looking chair and extreme comfort, while the user gets a quality product that will last. Designed for weight capacity of up to 450lbs used in a normal 8 hour a day application.



CXO Leather™

Ultimate comfort, Ultimate reward.

We took the ultimate in comfort and combined it with the ultimate in luxury. CXO Leather™ has all the features of the CXO™, but it's completely wrapped in genuine, butter soft, Italian leather.

The CXO Leather™ fit's nicely into any premium home or executive office environment as it brings a classy comfort that's not overpowering. Sit comfortable and look amazing, CXO Leather™ offers the best of both worlds.



MADRAS LEATHERS

Imported from Italy, Nightingale's Madras leather line is comprised of a wide variety of colors and shades.

To see the whole collection visit:

www.nightingalechairs.com/en/textiles

or create your own custom CXO™ online with "My Chair Maker" at:

www.nightingalechairs.com/en/my-chair-maker



PRINCESS LEATHERS

Princess leathers are as good as it gets when it comes to premium leathers. Princess leathers are ultra thick and use aniline dyeing to preserve the natural look of the leather.

To see the whole collection visit:

www.nightingalechairs.com/en/textiles

or create your own custom CXO™ on Nightingale's "My Chair Maker" at:

www.nightingalechairs.com/en/my-chair-maker





CXOti™ Task Intensive

3 Shifts a Day

CXOti™ is the task intensive 3 shifts a day, 7 days a week, 365 days a year, workhorse of the CXO™ series. Designed to have all the same features and extreme comfort of the CXO™, but designed for a non stop working environment. With strategically engineered components and upgraded materials the CXOti™ is built for users up to 350lbs, 24 hours a day.

With all the comfort of the CXO™, working those long shifts just became a lot more enjoyable and extremely comfortable.



STEEL REINFORCED ARM PLATES

Cold rolled steel plates inside the arm pad end to end.

STEEL REINFORCED SEAT PAN

Cold rolled steel reinforced seat plate to handle 350lbs.

HEAVY DUTY GAS LIFT

Double sealed class 4 gas lift heavy duty gas lift to handle weights up to 350lbs.

HEAVY DUTY CASTER

Strong heavy duty 3" casters.



6200hd



CXOhd™ Heavy Duty

Up to 450lbs

CXOhd™ may look like a normal chair, but it certainly is not built like one. CXOhd™ features select enhancements such as heavy gas lift, 3" dual wheel carpet casters, steel arm support plates and an extra large steel seat plate that supports users up to 450lbs.



**STEEL REINFORCED
ARM PLATES**
Cold rolled steel plates inside
the arm pad end to end.

**STEEL REINFORCED
SEAT PAN**
Extra large cold rolled steel
reinforced seat plate to handle
450lbs.

**HEAVY DUTY
GAS LIFT**
Double sealed class 4 gas lift
heavy duty gas lift to handle
weights up to 450lbs.

**STEEL REINFORCED
CHAIR BASE**
Cold rolled steel reinforced
chair base to can handle
weight up to 450lbs.

**HEAVY DUTY
CASTER**
Strong heavy duty 3" casters.





HSI 21732
UGM4 3028 -114
MAIN 79.13
ASIC 132.5 +45
EUR 1.3788 -0.0005
JPY 102.27 +0.03





11:59



www.nightingalechairs.com

800.363.8954

info@nightingalechairs.com

TEXTILE DISCLAIMER

Nightingale only upholsters with top quality materials.

Nightingale recommends ordering product samples at www.nightingalechairs.com/en/textiles before final purchase to get a more accurate representation of color. However due to slight variations in dye lots, there can be slight color variations to received product.

Nightingale has made every effort to represent the colors and textures of these textiles, vinyls and leathers as accurately as possible. However, we cannot guarantee 100% accuracy, due to variations that occur in the printing process.



Made in a 100% waste free manufacturing facility.
94% Recyclable

ISO 14001 & ISO 9001 Certified
TB117-2013 compliant

