

QuickStart Guide

FortiRecorder 100G

FRC-100G

Before you begin

Register your device to access FortiGuard updates, cloud management, firmware upgrades, technical support and warranty coverage.

<https://support.fortinet.com>



This guide covers: FRC-100G

April 27, 2023

Copyright © 2023 Fortinet, Inc. All rights reserved. Fortinet®, FortiGate®, FortiCare® and FortiGuard®, and certain other marks are registered trademarks of Fortinet, Inc., in the U.S. and other jurisdictions, and other Fortinet names herein may also be registered and/or common law trademarks of Fortinet. All other product or company names may be trademarks of their respective owners. Performance and other metrics contained herein were attained in internal lab tests under ideal conditions, and actual performance and other results may vary. Network variables, different network environments and other conditions may affect performance results. Nothing herein represents any binding commitment by Fortinet, and Fortinet disclaims all warranties, whether express or implied, except to the extent Fortinet enters a binding written contract, signed by Fortinet's General Counsel, with a purchaser that expressly warrants that the identified product will perform according to certain expressly-identified performance metrics and, in such event, only the specific performance metrics expressly identified in such binding written contract shall be binding on Fortinet. For absolute clarity, any such warranty will be limited to performance in the same ideal conditions as in Fortinet's internal lab tests. In no event does Fortinet make any commitment related to future deliverables, features or development, and circumstances may change such that any forward-looking statements herein are not accurate. Fortinet disclaims in full any covenants, representations, and guarantees pursuant hereto, whether express or implied. Fortinet reserves the right to change, modify, transfer, or otherwise revise this publication without notice, and the most current version of the publication shall be applicable.

For Product License Agreement / EULA and Warranty Terms, visit <https://www.fortinet.com/content/dam/fortinet/assets/legal/EULA.pdf>

The Essentials

Default Logins



https://192.168.1.99
Username: **admin**
Password: **leave blank**

Fortinet Documents Library

For a detailed Administration Guide, up-to-date Hardware documentation and Reference Manuals, visit <https://docs.fortinet.com/>

Customer Service

For contracts, licensing, product registration and account management, contact FortiCare Support at <https://www.fortinet.com/support/contact>

Technical Support

To access our Resource Center, Professional Services and Technical Support Services, visit <https://www.fortinet.com/support>

Thank you for choosing Fortinet

Package Contents

FortiRecorder 100G
FRC-100G



QuickStart Guide



FortiRecorder Device



4x Rubber Feet



1x AC DC Power Adapter



1x AC Power Cable



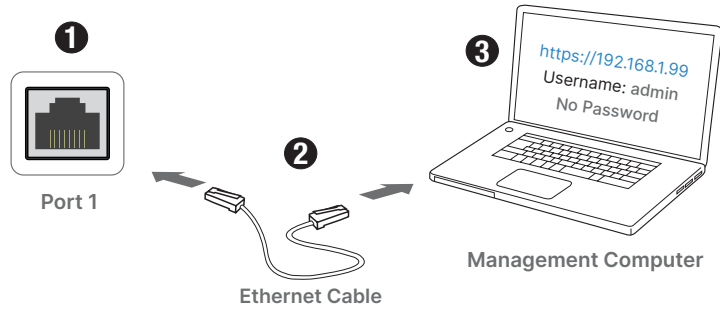
1x Ethernet Cable



1x Console Cable
(USB to RJ45)

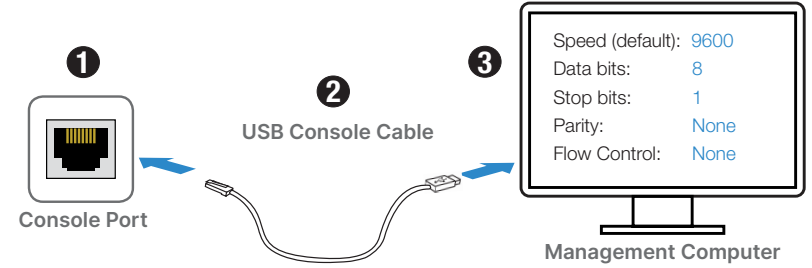
Setup Options

GUI




Note: For static IP configuration, use 192.168.1.1 with subnet mask 255.255.255.0

CLI



Note: For a detailed CLI guide, visit docs.fortinet.com

Front FRC-100G



1 Ports 1 to 4

ACTIVITY

- **Green:** Link established
- **Off:** No link established

SPEED

- **Amber:** 1 Gbps
- **Green:** 100 Mbps
- **Off:** 10 Mbps or not in use


2 HDD

- **Flashing Blue:** HDD activity
- **Off:** No HDD activity

POWER

- **Green:** Power is on
- **Amber:** Power is off; DC detected
- **Off:** Power is off; DC not detected

Rear FRC-100G



1 Power Input 100-240 VAC, 50-60 Hz, +12VDC / 3.34A, 40W Power Adapter

2 POWER Button on/off

- **Green:** Power on
- **Off:** Power off

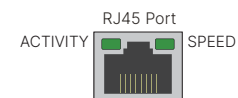
3 HDMI Video output

4 CONSOLE (RJ45) CLI management

USB (USB A) Not in use

5 RESET System reset

6 Ports 1 to 4 (RJ45) 1 GE Ethernet ports



Cautions and Warnings

Environmental specifications

Ambient operating temperature: 0°C to 40°C

Refer to specific Product Model Data Sheet for Environmental Specifications (Operating Temperature, Storage Temperature, Humidity, and Altitude)

Référez à la Fiche Technique de ce produit pour les caractéristiques environnementales (Température de fonctionnement, température de stockage, humidité et l'altitude).

Safety

Battery – Risk of explosion if the battery is replaced by an incorrect type. Do not dispose of batteries in a fire. They may explode. Dispose of used batteries according to your local regulations. IMPORTANT: Switzerland: Annex 4.10 of SR814.013 applies to batteries.

Batterie – Risque d'explosion si la batterie est remplacée par un type incorrect. Ne jetez pas les batteries au feu. Ils peuvent exploser. Jetez les piles usagées conformément aux réglementations locales. IMPORTANT: Suisse: l'annexe 4.10 de SR814.013 s'appliquent aux batteries.

警告
本電池如果更換不正確會有爆炸的危險
請依製造商說明書處理用過之電池

CAUTION:

There is a danger of explosion if a battery is incorrect replaced. Replace only with the same or equivalent type. Dispose batteries of according to the manufacturer's instructions. Disposing a battery into fire, a hot oven, mechanically crushing, or cutting it can result in an explosion. Leaving a battery in an extremely hot environment can result in leakage of flammable liquid, gas, or an explosion. If a battery is subjected to extremely low air pressure, it may result in leakage of flammable liquid, gas, or an explosion.

WARNING:

Lithium-Batterie Achtung: Explosionsgefahr bei fehlerhafter Batteriewechsel. Ersetzen Sie nur den gleichen oder gleichwertigen Typ. Batterien gemäß den Anweisungen des Herstellers entsorgen.

Beseitigung einer BATTERIE in Feuer oder einen heißen Ofen oder mechanisches Zerkleinern oder Schneiden einer BATTERIE, die zu einer EXPLOSION führen kann

Verlassen einer BATTERIE in einer extrem hohen Umgebungstemperatur, die zu einer EXPLOSION oder zum Austreten von brennbarer Flüssigkeit oder Gas führen kann

Eine BATTERIE, die einem extrem niedrigen Luftdruck ausgesetzt ist, der zu einer EXPLOSION oder zum Austreten von brennbarer Flüssigkeit oder Gas führen kann.

This product is intended to be supplied by a Listed pluggable A via Class I external power supply adapter by means of a power cord connected to a socket-outlet with earthing connection.

Ce produit est destiné à être alimenté par un adaptateur d'alimentation externe de classe I par l'intermédiaire d'un cordon d'alimentation enfichable de classe A qui doit être branché à une prise de courant avec terre.

Regulatory Notices

Federal Communication Commission (FCC) – USA

This device complies with Part 15 of the FCC Rules. Operation is subject to the following two conditions:

- (1) this device may not cause harmful interference, and
- (2) this device must accept any interference received; including interference that may cause undesired operation.

This equipment has been tested and found to comply with the limits for a Class B digital device, pursuant to Part 15 of the FCC Rules. These limits are designed to provide reasonable protection against harmful interference in residential installation. This equipment generates, uses, and can radiate radio frequency energy, and if it is not installed and used in accordance with the instruction manual, it may cause harmful interference to radio communications. However, there is no guarantee that interference will not occur in a particular installation. If this equipment does cause harmful interference to radio or television reception, which can be determined by turning the equipment off and on, the user is encouraged to try to correct the interference by one or more of the following measures:

- Reorient or relocate the receiving antenna.
- Increase the separation between the equipment and receiver.
- Connect the equipment into an outlet on a circuit different from that to which the receiver is connected.
- Consult the dealer or an experienced radio/TV technician for help.

WARNING: Any changes or modifications to this unit not expressly approved by the party responsible for compliance could void the user's authority to operate the equipment

Industry Canada Equipment Standard for Digital Equipment (ICES) – Canada

This Class B digital apparatus complies with Canadian ICES-003.

Cet appareil numérique de la classe B est conforme à la norme NMB-003 du Canada.

European Conformity (CE) - EU

This is a Class B product. In a domestic environment, this product may cause radio interference, in which case the user may be required to take adequate measures.



Voluntary Control Council for Interference (VCCI) – Japan

この装置は、クラスB機器です。この装置は、住宅環境で使用することを目的としていますが、この装置がラジオやテレビジョン受信機に近接して使用されると、受信障害を引き起こすことがあります。取扱説明書に従って正しい取り扱いをして下さい。

V C C I – B

Product Safety Electrical Appliance & Material (PSE) – Japan

日本では電気用品安全法 (PSE) の規定により、同梱している電源コードは本製品の専用電源コードとして利用し、他の製品に使用しないでください。

Bureau of Standards Metrology and Inspection (BSMI) – Taiwan

The presence conditions of the restricted substance (BSMI RoHS table) are available at the link below:

限制物質含有情況表 (RoHS Table) 請到以下 網址下載:

<https://www.bsmi.net.com/bsmi>

警告： 為避免電磁干擾，本產品不應安裝或使用於住宅環境。

請仔細閱讀以下說明

本設備勿置於潮濕處。

連接至電源前，請先檢查電壓。

當設備不用時，請將所有電源線拔除，避免電壓不穩而造成傷害。

勿將任何液體灑入設備中，避免線路短路。

基於安全理由，只有受到專業訓練的從業人員，才可以打開本設備。

請勿自行調整或修理已通電的設備，以確保您的安全。

如不小心受傷，請立刻找急救人員給予您適當的救護，千萬別因傷勢輕微而忽略自己的傷勢。

請依照台灣法規處置電池。

若不正確替換電池可能導致爆炸危險，替換電池時，請使用設備生產商推薦使用的電池。

請勿拆卸、刺穿或以其他方式損壞電池。

英屬蓋曼群島商防特網股份有限公司台灣分公司

地址：台北市內湖區行愛路176號2樓

電話：(02) 27961666

China

警告：在居住环境中，运行此设备可能会造成无线电干扰。

